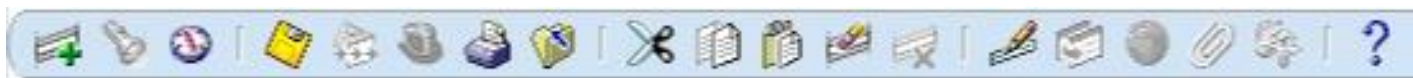





















The Oracle Toolbar



Navigate to		Returns to the Navigator screen
Zoom		Invokes defined zoom and goes to that form within the system (<i>Unable to use</i>)
Save		Saves any pending changes
Print		Prints current screen or print a report (<i>Do not use</i>)
Close form		Closes the form (screen) you have open.
Find		Choosing once invokes the query mode; choosing again runs a query.
New Record		Creates a new record or line
Delete Record		Deletes the current record from the database.
Clear Record		Clears all data pertaining to current record in window.
Folder Tools		Displays the Folder tool palette. (Separate guide on folder tools)
Attachments		Opens the Attachments window.
Edit		Opens the Editor window for the current field.
Window Help		Displays general help for the current application.
Responsibilities		Displays other responsibilities (only available within the Navigator Window).
Cut		Cuts the description of the field you are currently clicked in

Copy		Copies the description of the field you are currently clicked in
Paste		Pastes the description you have just cut or copied
Next Step		Updates workflow in the Navigator by advancing to the next step in the process (<i>Unable to use</i>)
Transitions		Opens the Translations window (<i>Unable to use</i>)